

The Mx200

A simple and innovative readout solution for today's metrology marketplace.



- ✓ Supporting Keypad and Touchscreen control
- ✓ Ideal for Optical Comparators, Measuring Microscopes, or any Metrology device requiring encoder supported measurement.

Clean, Intuitive Design

Combining a familiar user experience with current touchscreen conventions, the Mx200 readout can quickly be integrated into your process while being accessible to a wide range of users.

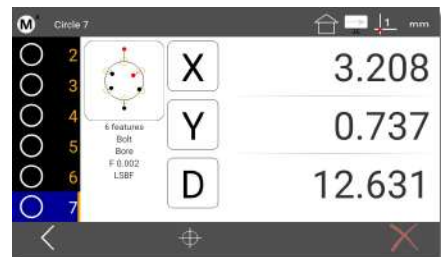

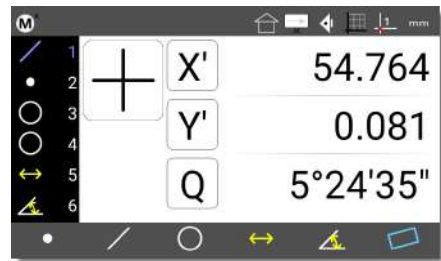
Optical Edge and Crosshairs Probes

Available for both Optical Edge and Crosshairs only measurement systems the Mx200 probing options are simple and intuitive. The exclusive EdgeLogic™ feature enables gesture driven control of start and end measurement commands, alleviating the need to interact with the DRO directly. Just cross the same edge twice to start and end measurements!

Features and Constructions

Supporting industry standard feature measurement and popular construction types. Toggle feature construction sub-types quickly with the change feature type button.

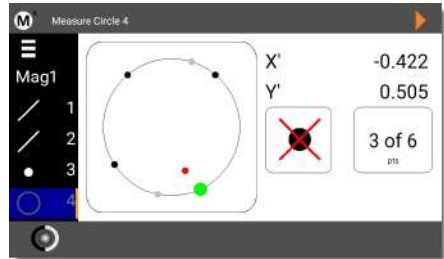
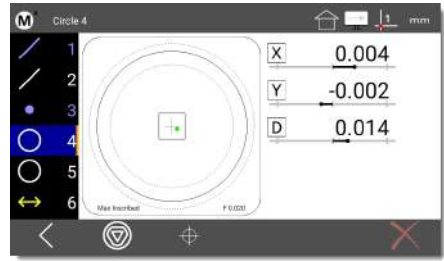
- ✓ Intersections
- ✓ Bolt Circle
- ✓ Farthest Distance
- ✓ Perpendicular Line
- ✓ End point target line
- ✓ Mid/Center Point
- ✓ Shortest Distance
- ✓ Angle Compliments
- ✓ Gage Circle/Line



Geometric Tolerancing and Part Programming

Apply popular geometric tolerance controls to measured and constructed features using the industry leading MetLogix tolerance system. Apply nominal and tolerance limits quickly, and view results accurately, in the large and easy to read data views.

Record inspection routines for simple playback of measurements, tolerance controls, and data handling and printing steps.



Report, Print, and Export

Choose from one of three report formats; CSV, Standard, or Tolerance. Report contents can include a report title, time and date stamps, and all feature measurement result data. Reports can be printed as hard copies to standard Windows compatible printers, or exported as PDF or CSV data files. Export choices include:

- ✓ Paper Printer (USB, WiFi, Bluetooth)
- ✓ Save to file (USB)
- ✓ RS232 Output

Name	X/r	Y/a	D	L	A	f
Line 1	-10.150	0.000			0°00'00"	0.011
Line 2	0.032	9.269			89°48'15"	0.009
Point 3	0.000	0.000				0.000
Circle 4	-11.011	12.547	4.258			1.359
Circle 5	-12.110	8.888	3.151			0.001
Distance 6	1.099	3.659		3.820		
Angle 7					75°19'12"	0.000
Line 8	-33.177	17.678			45°11'38"	0.007
Circle 9	-20.841	23.391	5.036			0.024
Point 10	-20.841	23.391				0.000
Distance 11	9.066	9.005		12.778		

Support for All Current Industry Standard Software Stage Calibration Methodologies

Robust and reliable machine calibration can be achieved using popular machine correction methods including Linear Error Correction (LEC), Segmented Linear Correction (SLEC), Non-Linear Error Correction (NLEC), and squareness correction.

Measuring Machine Integration

Ask your MetLogix representative about the wide variety of encoder interface technologies and other hardware supported in the Mx200 Digital Readout.



Robust and Shop Hardened Digital Readout

A sealed rubber keypad and durable powder coated enclosure provide lasting performance and trouble free operation in a variety of shop and laboratory conditions.



Mx200 Specifications:

- ✓ Display: 7" Color 1024 X 600 LCD, with an LED backlit capacitive touch screen.
- ✓ Power supply (included): Input 100-240VAC, 50/60Hz, 0.8A; Output 12VDC.
- ✓ Agency Approvals: CE
- ✓ DRO Dimensions: 286mm wide x 51mm deep x 162 mm high

Mounting Options:

- ✓ OEM mount: Two Riser Blocks providing up to 4 distinct viewing angles, using (2) M6 threaded holes, spaced 38mm.
- ✓ RAM ball mount: One Riser Block with 1.5" RAM Ball.
- ✓ Base plate: Base Plate with two Riser Blocks providing up to 4 distinct viewing angles from the base.

MetLogix Mx Series Features Matrix	Mx100	Mx200
Optical edge detection		✓
Geometric functions		✓
Graphic-based constructions		✓
Tolerancing		✓
Data export and reporting	✓	✓
Part programming and playback		✓
Multi-language support	✓	✓
XY, XYZ and XYQ Axis support	✓	✓

Help and Resources

Please visit the support section at www.metlogix.com for access to MetLogix product documentation.

Watch tutorial videos for popular Mx functions at <http://www.youtube.com/metlogix>

Join the discussion on Facebook, search "MetLogix".

Contacts

175 Canal Street, Suite 503, Manchester, NH 03101 USA

Tel: 603.836.4452

Fax: 603.369.6499

Email: support@metlogix.com

Web: www.metlogix.com